



Kindergarten Spring Recess Packet

Due: Monday, April 13, 2020

This assignment will count at 1 test grade

Name: _____

Reading log

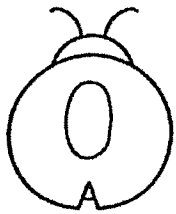
Date	title	Minutes	Parent Signature
		20	
		20	
		20	
		20	
		20	
		20	
		20	
		20	
		20	
		20	
		20	
		20	

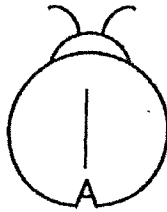
Reading log

Date	title	Minutes	Parent Signature
		20	
		20	
		20	
		20	
		20	
		20	
		20	
		20	
		20	
		20	
		20	
		20	


Ladybug Ten Frames

Directions: Make a 10 frame to match the number on the ladybug.







Example:




●	●			

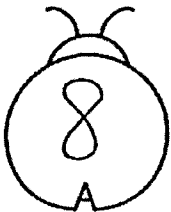






















Fill in the missing number.


0, 1, 2, 3, 4, _____	_____, 4, 3, 2, 1, 0
0, 1, 2, 3, _____, 5	5, _____, 3, 2, 1, 0
0, 1, 2, _____, 4, 5	5, 4, _____, 2, 1, 0
0, 1, _____, 3, 4, 5	5, 4, 3, _____, 1, 0
0, _____, 2, 3, 4, 5	5, 4, 3, 2, _____, 0
_____, 1, 2, 3, 4, 5	5, 4, 3, 2, 1, _____
0, _____, 2, 3, 4, 5	0, 1, 2, 3, _____, 5
0, 1, _____, 3, 4, 5	5, 4, _____, 2, 1, 0
0, 1, 2, _____, 4, 5	0, 1, _____, 3, 4, 5
0, 1, 2, 3, _____, 5	_____, 1, 2, 3, 4, 5

Name _____


Adding Flowers!




Directions: Add the two groups to find how many in all.




$$\underline{\quad} + \underline{\quad} = \square$$



$$\underline{\quad} + \underline{\quad} = \square$$



$$\underline{\quad} + \underline{\quad} = \square$$



$$\underline{\quad} + \underline{\quad} = \square$$

Circle the number needed to make 5.

1				
2	* * * *	* * *		
3				
4				
5	* * *	* * * * *		
6				
7				
8	*	* * * * *		
9				
10	1	3	4	2

Name _____

Cloudy With A Chance Of Number Bonds



Directions: Write the missing number bond in the clouds!

<p>6</p> <p>2</p>	<p>4</p> <p>1</p>	<p>5</p> <p>3</p>
<p>7</p> <p>6</p>	<p>2</p> <p>1</p>	<p>9</p> <p>5</p>
<p>3</p> <p>2</p>	<p>10</p> <p>4</p>	<p>8</p> <p>5</p>

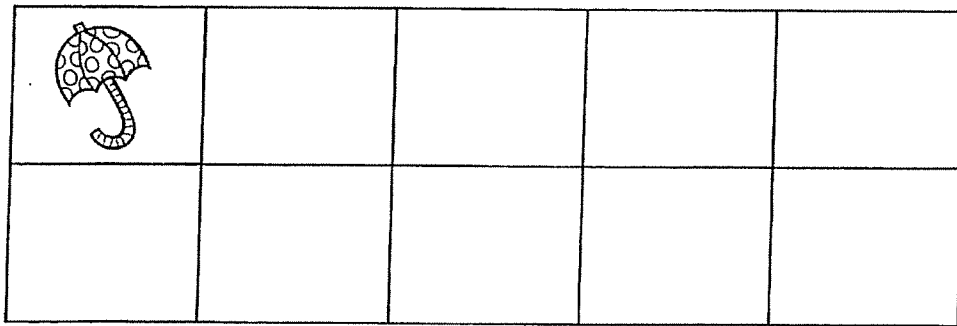
Circle the number to make 6.

1				
2	* * * * *	*	* * *	
3				
4				
5	* * *	* *	* * *	*
6				
7	* *	* *	* * *	* * * *
8				
9				
10	1	3	2	5

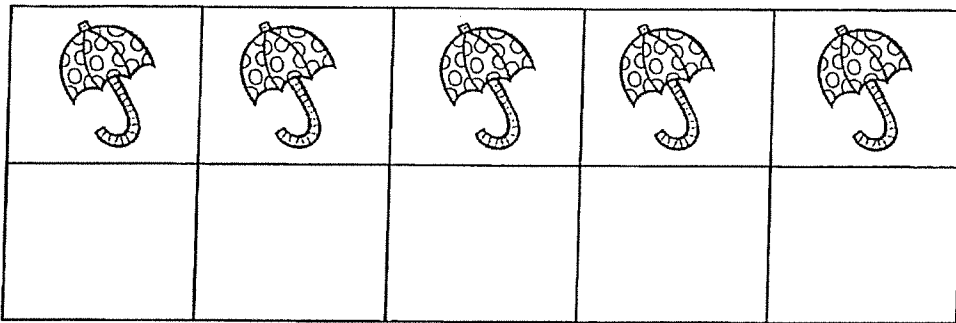
Name _____

How many more to make 10?

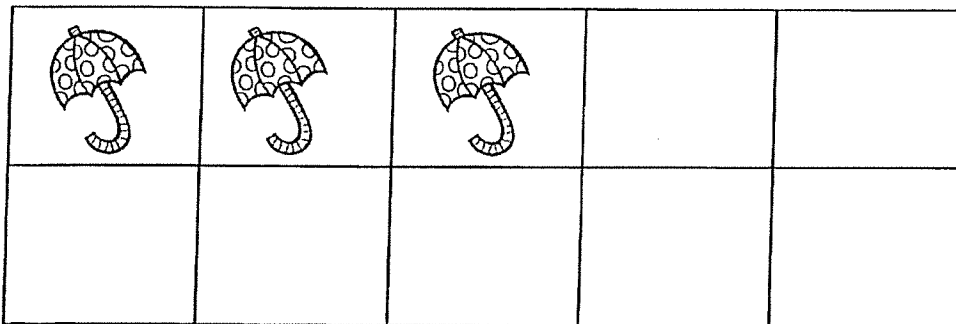
Directions: Count how many more you need to make ten on the 10 frame.



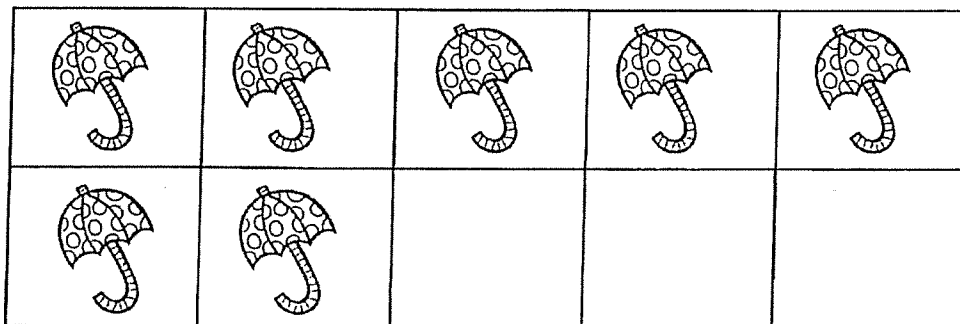
$$\begin{array}{r} 1 \\ + \square \\ \hline 10 \end{array}$$



$$\begin{array}{r} 5 \\ + \square \\ \hline 10 \end{array}$$



$$\begin{array}{r} 3 \\ + \square \\ \hline 10 \end{array}$$



$$\begin{array}{r} 7 \\ + \square \\ \hline 10 \end{array}$$

Draw more to make 5.

○ ○ ○ ○	○ ○ ○ ○
○ ○ ○	○ ○ ○
○ ○	○ ○
○	○ ○ ○
○ ○ ○ ○	○ ○ ○
○ ○ ○	○ ○ ○
○ ○	○ ○

make 5

Name _____

Cloudy With A Chance Of Number Bonds



<p>4</p> <p>1</p>	<p>7</p> <p>2</p> <p>5</p>	<p>7</p> <p>0</p>
<p>5</p> <p>3</p>	<p>9</p> <p>2</p>	<p>1</p>
<p>10</p> <p>8</p>	<p>4</p> <p>2</p> <p>2</p>	<p>8</p> <p>6</p>

Count the Ladybug Spots

